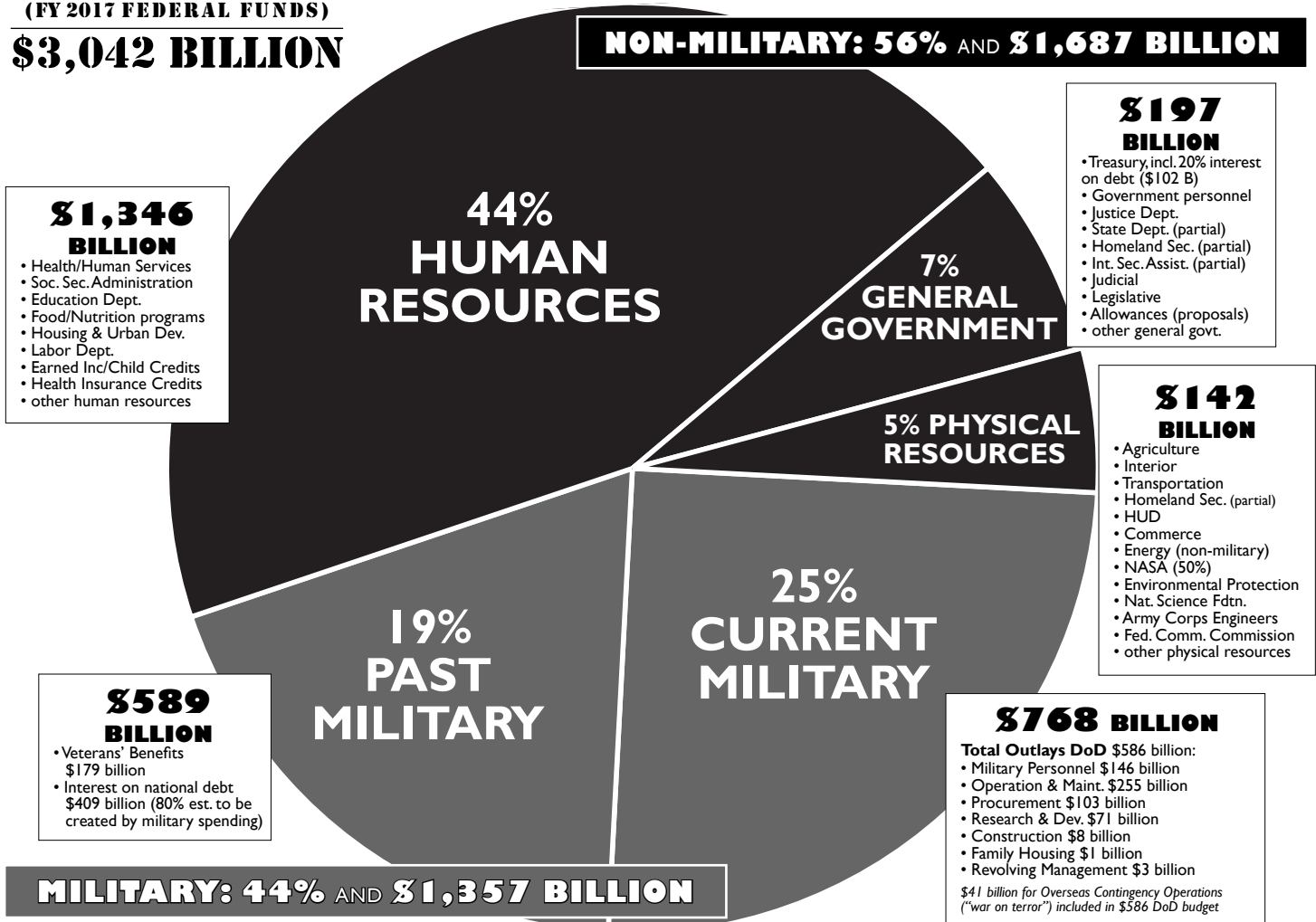


WHERE YOUR INCOME TAX MONEY REALLY GOES

U.S. FEDERAL BUDGET 2017 FISCAL YEAR

TOTAL OUTLAYS (FY 2017 FEDERAL FUNDS)

\$3,042 BILLION



\$1,346 BILLION

- Health/Human Services
- Soc. Sec. Administration
- Education Dept.
- Food/Nutrition programs
- Housing & Urban Dev.
- Labor Dept.
- Earned Inc/Child Credits
- Health Insurance Credits
- other human resources

\$197 BILLION

- Treasury, incl. 20% interest on debt (\$102 B)
- Government personnel
- Justice Dept.
- State Dept. (partial)
- Homeland Sec. (partial)
- Int. Sec. Assist. (partial)
- Judicial
- Legislative
- Allowances (proposals)
- other general govt.

\$142 BILLION

- Agriculture
- Interior
- Transportation
- Homeland Sec. (partial)
- HUD
- Commerce
- Energy (non-military)
- NASA (50%)
- Environmental Protection
- Nat. Science Fdtn.
- Army Corps Engineers
- Fed. Comm. Commission
- other physical resources

\$589 BILLION

- Veterans' Benefits \$179 billion
- Interest on national debt \$409 billion (80% est. to be created by military spending)

\$768 BILLION

Total Outlays DoD \$586 billion:

- Military Personnel \$146 billion
- Operation & Maint. \$255 billion
- Procurement \$103 billion
- Research & Dev. \$71 billion
- Construction \$8 billion
- Family Housing \$1 billion
- Revolving Management \$3 billion

\$41 billion for Overseas Contingency Operations ("war on terror") included in \$586 DoD budget

Non-DoD Military Spending*:

- Retiree Pay/Healthcare \$82 billion
- DoE nuke weapons/clean-up \$21 billion
- NASA (50%) \$10 billion
- Internl. Security Asst. \$13 billion
- Homeland Secur. (military) \$34 billion
- State Dept. (partial) \$10 billion
- FBI military \$9 billion
- other \$3 billion

**based on coding and the military nature of activities, such as armed border control, DoD space flights, etc.*

HOW THESE FIGURES WERE DETERMINED

“Current military” includes Dept. of Defense (\$586 billion) and the military portion (\$182 billion) from other departments as noted in current military box above. “Past military” represents veterans’ benefits plus 80% of the interest on the debt.* For further explanation, please go to warresisters.org.

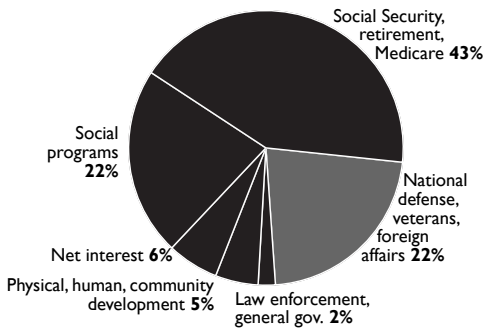
These figures are from an analysis of detailed tables in the *Analytical Perspectives* book of the *Budget of the United States Government, Fiscal Year 2017*. The figures are Federal funds, which do not include Trust funds — such as Social Security — that are raised and spent separately from income taxes.

What you pay (or don’t pay) by April 18, 2016, goes to the Federal funds portion of the budget. The government practice of combining Trust and Federal funds began during the Vietnam War, thus making the human needs portion of the budget seem larger and the military portion smaller.

**Analysts differ on how much of the debt stems from the military; other groups estimate 50% to 60%. We use 80% because we believe if there had been no military spending most (if not all) of the national debt would have been eliminated.*

Government Deception

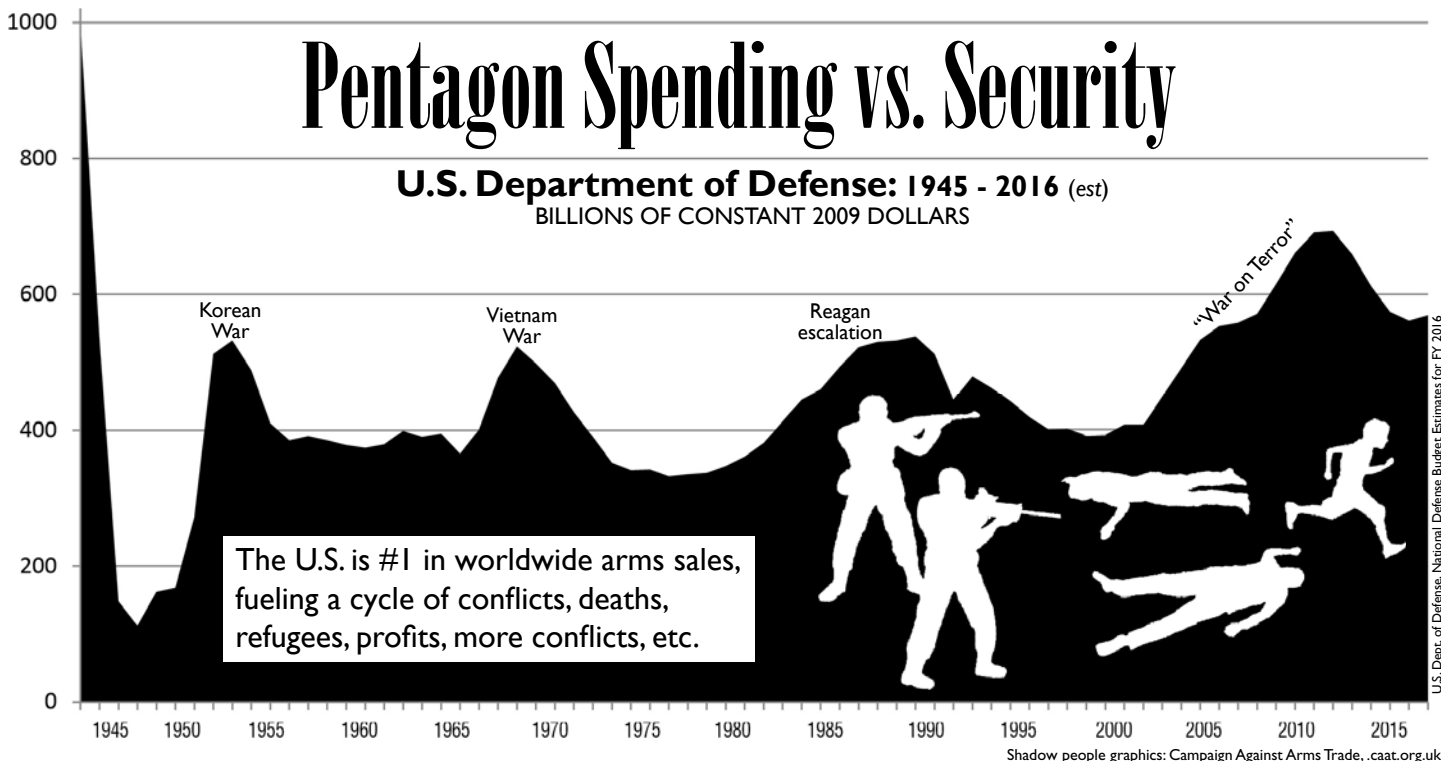
The pie chart (right) is the government view of the budget. This is a distortion of how our income tax dollars are spent because it includes Trust Funds (e.g., Social Security), and most of the past military spending is not distinguished from nonmilitary spending. For a more accurate representation of how your Federal income tax dollar is really spent, see the large graph.



Source: 1040 Forms and Instructions 2015, Federal Outlays for FY 2014

Pentagon Spending vs. Security

U.S. Department of Defense: 1945 - 2016 (est)
BILLIONS OF CONSTANT 2009 DOLLARS



U.S. Dept. of Defense, National Defense Budget Estimates for FY 2016

Shadow people graphics: Campaign Against Arms Trade, .caat.org.uk

Presidential campaigns magnify the cries for more military spending. Candidates ignore the facts and declare “the military has been gutted.” They one-up each other on who will be the strongest commander in chief. The graph shows military spending at its highest levels since World War II despite recent declines. Look at what trillions of dollars and endless war have bought, then pledge to take at least one action below.

- **Steady growth in terrorism** over the last decade, with the highest number of deaths in countries the U.S. was “helping” — Iraq, Afghanistan, and Pakistan
- **50 million refugees** or internally displaced people due to conflict and violence — the most since World War II
- **100 million barrels of oil** per year burned by U.S. military equipment, releasing millions of tons of pollutants
- **Major human rights violations**, including detention without trial, torture, expanded U.S. government surveillance, and racial profiling.

Sources: Costs of War Project: watson.brown.edu/costsofwar; “The Military Assault on Global Climate” by Patricia Hynes

“The biggest contribution the United States can make to combating terrorism worldwide is to abandon the war paradigm and extricate itself from the wars that have served as such an effective recruiting device for new terrorists.”

Matthew Evangelista
Costs of War Project

WHAT YOU CAN DO

- **Leaflet** with this flyer year-round and on Tax Day, **April 18, 2016**, and with the Global Campaign on Military Spending (demilitarize.org).
- Get involved in **WRL’s organizing and education work**: Demilitarize Health & Security, Nonviolent Action, Iraq Solidarity, Counter-Recruitment, GI Resistance, and more. See warresisters.org/get-involved. Find resources to challenge militarism, curb police power, strengthen nonviolent action, and lift up community resilience!
- **Write elected officials and local media. Send them copies of this flyer.** Demand an investment in peace, not war.
- Protest with your money! Sign up at wartaxboycott.org. Refuse to pay all or part of your federal income tax. Whatever you choose to refuse—\$1, \$10, or a percentage—send a letter to elected officials and tell them why. Though illegal, thousands of people openly

participate in this form of protest. Contact us for information or referral to a counselor near you. Contribute resisted tax money to organizations that support the common good.

- For more about **refusing to pay for war**, sample brochures, and to watch the introductory film **Death & Taxes**, contact the National War Tax Resistance Coordinating Committee, PO Box 150553, Brooklyn, NY 11215, (800) 269-7464, nwtrcc.org. Support the Peace Tax Fund bill: peacetaxfund.org.

- Read about creating Positive Peace at Global Peace Index 2015, economicsandpeace.org.

RESOURCES

- Additional copies of this leaflet are available for 10¢ each (1-199), 7¢ each (200 - 499), 6¢ each (500+) plus 20% postage. Order online at warresisters.org/store, or mail orders to the WRL address on this flyer.

- *War Tax Resistance: A Guide to Withholding Your Support from the Military*, 144-page handbook with history, methods and resources. \$6 post-paid at warresisters.org/store.

LOCAL CONTACT

If no group is listed, check for a WRL chapter on the website below, or start your own. Contact WRL for more information.

WAR RESISTERS LEAGUE
339 Lafayette Street, New York, NY 10012
Tel (212) 228-0450 • Fax (212) 228-6193
wrl@warresisters.org • www.warresisters.org
Find us on Facebook • Twitter • YouTube • Instagram